




NORTH LITTLE ROCK WASTE WATER UTILITY

March 16, 2010

Cert. No: 7007 0710 0000 0754 8330

Mr. Allen Gilliam  
Arkansas Department of Environmental Quality  
5301 Northshore Dr.  
North Little Rock, AR 72118



Re: Pretreatment Industrial Users Annual Report  
NPDES Permits: AR0020303 AFIN 60-00274, AR0020320 AFIN 60-04317, AR0038288 AFIN 60-04318  
*complete/compliance no action needed*  
*HE*

Dear Mr. Gilliam:

We are submitting the 2009 Pretreatment Industrial Users Annual Report for NPDES Permits AR0020303, AR0020320, and AR0038288. The following items are attached:

- Pretreatment Performance Summary
- Updated Significant Industrial Users with Address List
- Significant Violators List
- Monitoring Results for the Annual Pretreatment Report for Faulkner Lake, Five Mile Creek, and White Oak Bayou treatment plants
- Copy of Public Notice to be published in the Arkansas Democrat-Gazette March 5, 2010

If additional information is needed, contact me or a member of my staff at 501-945-7186.

NORTH LITTLE ROCK WASTE WATER UTILITY

Emric F. Roll  
Pretreatment Coordinator

Encl.

Scanned

MAR 17 2010

Mailroom

**ANNUAL REPORT - 2009**  
**AS REQUIRED BY INDUSTRIAL PRETREATMENT PROGRAM**

**INDUSTRIES UNDER PERMIT AT THIS TIME ARE:**

**NONCATEGORICAL**

ARKANSAS SURGICAL HOSPITAL  
 BAPTIST HEALTH MEDICAL CENTER-NORTH  
 BLUE BEACON OF NLR  
 CENTRAL ARKANSAS HEALTHCARE SYSTEMS  
 CHICOPEE INC.  
 J B HUNT TRANSPORTATION  
 J M PRODUCTS INC.  
 L'OREAL USA PRODUCTS INC.  
 MAVERICK TRANSPORTATION  
 OAKLEY  
 ST. VINCENT MEDICAL CENTER - NORTH  
 TRUCK-O-MAT OF NORTH LITTLE ROCK  
 TYSON FOODS INC.  
 UNION PACIFIC RAILROAD (PIKE AV.)

**CATAGORICAL**

KOPPERS INDUSTRIES

NUMBER INDUSTRIES IN COMPLIANCE	5
NUMBER INDUSTRIES IN NONCOMPLIANCE	10
NUMBER INDUSTRIES IN SIGNIFICANT NONCOMPLIANCE	0
PENALTY CHARGES BILLED	\$10,376.20
SURCHARGE CHARGES BILLED	\$141,491.23
REGULAR SEWER CHARGES BILLED	\$1,077,132.31
MISCELLANEOUS CHARGES BILLED	\$69,350.18
TOTAL INDUSTRIAL CHARGES BILLED	\$1,298,349.92
NON-SAMPLING INSPECTIONS MADE	15
SAMPLING INSPECTIONS MADE	3,740
VIOLATION NOTICES SENT	13
NONCOMPLIANCE CALLS MADE	18
COMPLIANCE SCHEDULES ISSUED	0
CONSENT ADMINISTRATIVE ORDERS ISSUED	0
TOTAL INDUSTRIAL FLOW FOR THIS YEAR (GALS)	289,171,657



# Summary Sheet

## 2009 Industrial Pretreatment Billing

<b>Charges</b>	<b>Regular</b>	<b>Surcharge</b>	<b>Penalty</b>	<b>Other</b>	<b>Total</b>
Ar. Surgical Hosp.	17,881.50	5,622.08	54.25	1,233.83	24,791.66
Baptist Health	63,256.80	71,387.31		4,364.72	139,008.83
Blue Beacon	15,503.85	1,791.24	318.50	1,069.76	18,683.35
CAV Hosp.	366,161.40			25,265.14	391,426.54
Chicopee	160,438.80			11,070.28	171,509.08
J B Hunt	11,424.90		50.22	788.31	12,263.43
J M Products	3,019.66	172.61	1,061.54	208.34	4,462.15
Koppers	38,061.15	65.83		2,626.22	40,753.20
L'Oreal	43,302.30	40,404.10		2,987.86	86,694.26
Maverick	7,771.65	3.73	116.72	536.24	8,428.34
Oakley	8,306.25	1,447.02	96.88	573.14	10,423.29
St. Vincent Hosp.	72,057.00				72,057.00
Truck-O-Mat	8,602.65			593.56	9,196.21
Tyson	123,033.45	7,646.44		8,489.31	139,169.20
Union-Pac (Pike)	122,676.15	783.99	3,527.97	8,464.67	135,452.78
Union-Pac (400yd)	15,634.80	12,166.88	5,150.12	1,078.80	34,030.60
<b>Total Charges</b>	<b>1,077,132.31</b>	<b>141,491.23</b>	<b>10,376.20</b>	<b>69,350.18</b>	<b>1,298,349.92</b>



**ATTACHMENT A**  
**PRETREATMENT PROGRAM STATUS REPORT**  
**UPDATED SIGNIFICANT INDUSTRIAL USERS LIST**

Industrial User Name	NAICS Code	40 CFR XXX or N/A	Control Document		New User	Times Inspected	Times Sampled	Compliance Status (C, NC, or SNC)				
			Y/N	Last Action				Reports			Permit Limits	
								BMR	90-day Compliance	Semi Annual		Self Monitoring
Arkansas Surgical Hosp.	622110	N/A	Y	9/1/08	N	1	250	N/A	N/A	N/A	C	NC
Baptist Health Med. Ctr. North	622110	N/A	Y	9/1/08	N	1	250	N/A	N/A	N/A	C	NC
Blue Beacon	811192	N/A	Y	9/1/08	N	1	250	N/A	N/A	N/A	NC	NC
Central Arkansas Veterans	622110	N/A	Y	9/1/08	N	1	250	N/A	N/A	N/A	C	C
Chicopee Inc. / PGI	313230	N/A	Y	9/1/08	N	1	250	N/A	N/A	N/A	C	C
J B Hunt	484121	N/A	Y	9/1/08	N	1	250	N/A	N/A	N/A	C	NC
J M Products	325620	N/A	Y	9/1/08	N	1	228	N/A	N/A	N/A	C	NC
Koppers	321114	40 CFR 429	Y	9/1/08	N	1	250	N/A	N/A	N/A	NC	NC
L'Oreal USA Products	325620	N/A	Y	9/1/08	N	1	250	N/A	N/A	N/A	C	NC
Maverick	484121	N/A	Y	9/1/08	N	1	250	N/A	N/A	N/A	NC	NC
Bruce Oakley	484220	N/A	Y	9/1/08	N	1	250	N/A	N/A	N/A	NC	NC
St. Vincent North	622110	N/A	Y	9/1/08	N	1	250	N/A	N/A	N/A	C	C
Truck-O-Mat	811192	N/A	Y	9/1/08	N	1	250	N/A	N/A	N/A	C	C





Tyson	311615	N/A	Y	9/1/08	N	1	250	N/A	N/A	N/A	C	C
Union Pacific Railroad	482111	N/A	Y	9/1/08	N	1	250	N/A	N/A	N/A	C	NC







**ATTACHMENT C**

PRETREATMENT PERFORMANCE SUMMARY (PPS)

**NOTE:** ALL QUESTIONS REFER TO THE INDUSTRIAL PRETREATMENT PROGRAM AS APPROVED BY ADEQ. THE PERMITTEE SHOULD NOT ANSWER THE QUESTIONS BASED ON CHANGES MADE TO THE APPROVED PROGRAM WITHOUT DEPARTMENT AUTHORIZATION.

I. General Information

Control Authority Name North Little Rock Waste Water Utility

Address 7400 Baucum Pike, P.O. Box 17898

City North Little Rock State/Zip Arkansas / 72117-5240

Contact Person Ed Toland Position Pretreatment Supervisor

Contact Telephone 501-945-7186 NPDES Permit Nos. AR0020303;AR0020320;AR0038288

Reporting Period January 1, 2009 December 31, 2009  
(Beginning Month and Year) (Ending Month and Year)

Total Number of Categorical IUs 1

Total Number of Significant Noncategorical IUs 14

Total Number of Non-Significant (yet permitted) IUs 0

II. Significant Industrial User Compliance

	<u>SIGNIFICANT INDUSTRIAL USERS</u>	
	<u>Categorical</u>	<u>NonCategorical</u>
1) No. of SIUs Submitting BMRs/Total No. Required. . . . .	<u>0/0</u>	<u>N/A*</u>
2) No. of SIUs Submitting 90-Day Compliance Reports/No. Required. . . . .	<u>0/0</u>	<u>N/A*</u>
3) No. of SIUs Submitting Semiannual Reports/ Total No. Required. . . . .	<u>0/0</u>	<u>0/0</u>
4) No. of SIUs Meeting Compliance Schedule/ Total No. Required to Meet Schedule . . . . .	<u>0/0</u>	<u>0/0</u>
5) No. of SIUs in Significant Noncompliance/ Total No. of SIUs . . . . .	<u>0/1</u>	<u>0/14</u>
6) Rate of Significant Noncompliance for all SIUs (categorical and noncategorical) . . . . .		<u>0/15</u>



III. Compliance Monitoring Program


	<u>SIGNIFICANT INDUSTRIAL USERS</u>	
	<u>Categorical</u>	<u>NonCategorical</u>
1) No. of Control Documents Issued/Total No. Required. . . . .	<u>1/1</u>	<u>14/14</u>
2) No. of Nonsampling Inspections Conducted. .	<u>1/1</u>	<u>14/14</u>
3) No. of Sampling Visits Conducted. . . . .	<u>1/250</u>	<u>14/3490</u>
4) No. of Facilities Inspected (nonsampling) .	<u>1/1</u>	<u>14/14</u>
5) No. of Facilities Sampled . . . . .	<u>1/1</u>	<u>14/14</u>

IV. Enforcement Actions

	<u>SIGNIFICANT INDUSTRIAL USERS</u>	
	<u>Categorical</u>	<u>NonCategorical</u>
1) No. of Compliance Schedules Issued/No. of Schedules Required . . . . .	<u>0/0</u>	<u>0/0</u>
2) No. of Notices of Violations Issued to SIUs	<u>1</u>	<u>12</u>
3) No. of Administrative Orders Issued to SIUs	<u>0</u>	<u>0</u>
4) No. of Civil Suits Filed. . . . .	<u>0</u>	<u>0</u>
5) No. of Criminal Suits Filed . . . . .	<u>0</u>	<u>0</u>
6) No. of Significant Violators (attach newspaper publication). . . . .	<u>0</u>	<u>0</u>
7) Amount of Penalties (not surcharges) Collected (total dollars/IUs assessed) . . .	<u>0/1</u>	<u>\$10,376.20/14</u>
8) Other Actions (sewer bans, etc.). . . . .	<u>0</u>	<u>0</u>

The following certification must be signed in order for this form to be considered complete:

I certify that the information contained herein is complete and accurate to the best of my knowledge.

  
 \_\_\_\_\_  
 Authorized Representative

Date 3-16-10





## FAULKNER LAKE T/P INDUSTRIAL FLOWS RECAP 2009

MONTH	JANUARY	FEBRUARY	MARCH	APRIL	MAY	JUNE	JULY	AUGUST	SEPTEMBER	OCTOBER	NOVEMBER	DECEMBER	ANNUAL TOTAL/IMG
BAPTIST HEALTH M/C (NORTH)	1,424,650	1,404,660	1,681,400	1,602,830	1,903,660	1,912,380	1,533,520	1,606,850	1,353,030	1,456,850	1,522,900	1,998,200	19,401
BLUE BEACON	454,784	399,510	416,166	421,872	328,372	445,808	351,560	422,620	344,828	343,332	451,792	376,992	4,758
CAV HEALTHCARE SYSTEM	4,733,080	4,411,180	5,436,130	5,704,490	6,684,100	6,067,350	6,699,640	6,219,570	5,962,290	7,000,760	5,471,380	6,264,000	70,654
CHICOPEE	4,601,546	3,015,847	7,371,772	4,832,768	6,501,810	3,669,344	8,138,038	4,842,672	3,956,067	2,796,316	44,416	48,160	49,819
J B HUNT TRANSPORTATION	326,128	320,892	305,932	308,176	301,444	374,748	327,624	315,666	250,580	305,932	239,960	141,372	3,518
J M PRODUCTS	103,224	77,044	83,028	74,952	77,044	104,720	103,224	111,452	115,940	65,824	20,000		0,936
KOPPERS INDUSTRIES	713,952	739,624	860,984	932,200	1,189,936	1,063,200	840,248	987,568	859,112	1,141,624	1,100,016	1,213,992	11,642
L'OREAL USA PRODUCTS	757,960	817,942	947,942	1,138,368	1,420,856	1,236,424	1,293,537	1,230,225	1,030,586	1,244,568	1,044,319	1,116,096	13,279
MAVERICK TRANSPORT	89,760	279,004	263,056	248,336	210,188	248,336	166,804	172,040	182,512	221,408	166,056	141,372	2,389
OAKLEY	210,936	226,644	232,628	245,344	216,920	226,644	192,236	217,668	197,472	215,424	192,236	178,024	2,552
TRUCK-O-MAT	323,300	286,400	196,100	190,900	191,200	235,300	182,200	216,900	171,000	201,700	255,200	205,300	2,636
TYSON FOODS	2,847,270	2,588,071	3,146,555	2,685,773	3,246,501	3,598,230	3,689,490	3,373,643	2,931,285	3,427,156	2,976,231	3,229,652	37,740
UNION PACIFIC - PIKE AVE	2,104,600	2,349,220	2,087,780	3,246,440	5,165,940	1,476,250	3,462,740	2,368,950	3,023,400	5,634,990	2,735,390	3,813,210	37,469
UNION PACIFIC - 400 YD	774,479	349,316	343,556	265,989	350,513	419,104	376,543	377,516	410,802	363,229	353,804	413,120	4,798
TOTAL INDUSTRIAL FLOW	19,47	17,27	23,37	21,90	27,79	21,08	27,34	22,46	20,79	24,42	16,57	19,14	0,72
FAULKNER LAKE INFLUENT	198,464	209,731	282,081	254,024	288,316	167,143	220,263	195,105	197,703	302,530	204,971	283,890	7,68
MONTHLY % OF FLOW	9.81	8.23	8.29	8.62	9.64	12.61	12.41	11.51	10.52	8.07	8.09	6.74	9.33











**ARKANSAS SURGICAL HOSPITAL (2009)**  
**PERMIT NUMBER - 2012080110**  
**COMPLIANCE STATUS - NC**

**NON-COMPLIANCE INCIDENTS:**

April pH below limits

**CHARGES ASSESSED:**

MONTH	REGULAR	SURCHARGE	PENALTY	OTHER	TOTAL
JAN	\$1,286.40	\$251.59		\$88.76	\$1,626.75
FEB	\$1,063.20	\$1,258.37		\$73.36	\$2,394.93
MAR	\$1,300.80	\$470.05		\$89.76	\$1,860.61
APR	\$1,219.20	\$518.35	\$54.25	\$84.12	\$1,875.92
MAY	\$1,296.00			\$89.42	\$1,385.42
JUN	\$1,526.40	\$216.77		\$105.32	\$1,848.49
JUL	\$1,584.00			\$109.30	\$1,693.30
AUG	\$1,636.80	\$483.44		\$112.94	\$2,233.18
SEPT	\$1,680.00	\$266.71		\$115.92	\$2,062.63
OCT	\$1,909.95	\$292.49		\$131.79	\$2,334.23
NOV	\$1,639.65	\$203.23		\$113.14	\$1,956.02
DEC	\$1,739.10	\$1,661.08		\$120.00	\$3,520.18
<b>TOTAL</b>	<b>\$17,881.50</b>	<b>\$5,622.08</b>	<b>\$54.25</b>	<b>\$1,233.83</b>	<b>\$24,791.66</b>

**INSPECTIONS:**

SAMPLING:	250
NON-SAMPLING	<u>1</u>
<b>TOTAL</b>	<b>251</b>

**FLOWS:**

MONTH	GALLONS	DAILY AVERAGE
JAN	400,928	12,933
FEB	331,364	11,834
MAR	405,416	13,078
APR	379,984	12,666
MAY	403,924	13,030
JUN	475,728	15,858
JUL	493,680	15,925
AUG	510,136	16,456
SEPT	523,600	17,453
OCT	560,252	18,073
NOV	480,964	16,032
DEC	510,136	16,456
<b>TOTAL</b>		<b>5,476,112</b>

**COMMENTS:**

Other = franchise fee





**BAPTIST HEALTH MEDICAL CENTER (2009)**  
**PERMIT NUMBER - 2012080111**  
**COMPLIANCE STATUS - NC**

**NON-COMPLIANCE INCIDENTS:**

March        BOD above permit limits  
 March        TSS above permit limits  
 December    BOD above permit limits

**CHARGES ASSESSED:**

<b>MONTH</b>	<b>REGULAR</b>	<b>SURCHARGE</b>	<b>PENALTY</b>	<b>OTHER</b>	<b>TOTAL</b>
JAN	\$4,572.00	\$6,477.10		\$315.47	\$11,364.57
FEB	\$4,507.20	\$3,596.71		\$311.00	\$8,414.91
MAR	\$5,395.20	\$11,563.73		\$372.27	\$17,331.20
APR	\$5,143.20	\$7,455.60		\$354.88	\$12,953.68
MAY	\$6,108.00	\$6,155.72		\$421.45	\$12,685.17
JUN	\$6,136.80	\$7,952.95		\$423.44	\$14,513.19
JUL	\$4,922.40	\$4,518.03		\$339.65	\$9,780.08
AUG	\$5,157.60	\$3,646.65		\$355.87	\$9,160.12
SEPT	\$4,341.60	\$3,240.94		\$299.57	\$7,882.11
OCT	\$4,967.40	\$3,117.89		\$342.75	\$8,428.04
NOV	\$5,191.80	\$5,464.90		\$358.23	\$11,014.93
DEC	\$6,813.60	\$8,197.09		\$470.14	\$15,480.83
<b>TOTAL</b>	<b>\$63,256.80</b>	<b>\$71,387.31</b>	<b>\$0.00</b>	<b>\$4,364.72</b>	<b>\$139,008.83</b>

**INSPECTIONS:**

SAMPLING:	250
NON-SAMPLING	<u>1</u>
TOTAL	251

**FLOWS:**

<b>MONTH</b>	<b>GALLONS</b>	<b>DAILY AVERAGE</b>
JAN	1,424,650	45,956
FEB	1,404,660	50,166
MAR	1,681,400	54,239
APR	1,602,830	53,428
MAY	1,903,660	61,408
JUN	1,912,380	63,746
JUL	1,533,520	49,468
AUG	1,606,850	51,834
SEPT	1,353,030	45,101
OCT	1,456,850	46,995
NOV	1,522,900	50,763
DEC	1,998,200	64,458
<b>TOTAL</b>		<u>19,400,930</u>

**COMMENTS:**

Other = franchise fee

















**BLUE BEACON OF NLR (2009)**  
**PERMIT NUMBER - 2012080112**  
**COMPLIANCE STATUS - NC**

**NON-COMPLIANCE INCIDENTS:**

January pH below limits (2)  
 January TSS above permit limits (self-monitoring)  
 February pH below limits  
 March pH below limits  
 March TSS above permit limits  
 April pH below limits  
 June pH below limits (2)  
 July pH below limits  
 September pH below limits  
 November TSS above permit limits

**CHARGES ASSESSED:**

MONTH	REGUALR	SURCHARGE	PENALTY	OTHER	TOTAL
JAN	\$1,459.20	\$455.50	\$92.75	\$100.68	\$2,108.13
FEB	\$1,284.00	\$97.35	\$40.25	\$88.60	\$1,510.20
MAR	\$1,336.80	\$286.54	\$29.75	\$92.24	\$1,745.33
APR	\$1,353.60	\$217.29	\$10.50	\$93.40	\$1,674.79
MAY	\$1,053.60	\$15.78		\$72.70	\$1,142.08
JUN	\$1,430.40		\$35.00	\$98.70	\$1,564.10
JUL	\$1,128.00	\$88.16	\$35.00	\$77.83	\$1,328.99
AUG	\$1,356.00	\$29.83		\$93.56	\$1,479.39
SEPT	\$1,106.40	\$38.32	\$75.25	\$76.34	\$1,296.31
OCT	\$1,170.45	\$169.79		\$80.76	\$1,421.00
NOV	\$1,540.20	\$292.89		\$106.27	\$1,939.36
DEC	\$1,285.20	\$99.79		\$88.68	\$1,473.67
<b>TOTAL</b>	<b>\$15,503.85</b>	<b>\$1,791.24</b>	<b>\$318.50</b>	<b>\$1,069.76</b>	<b>\$18,683.35</b>

**INSPECTIONS:**

SAMPLING:	250
NON-SAMPLING	1
<b>TOTAL</b>	<b>251</b>

**FLOWS:**

MONTH	GALLONS	DAILY AVERAGE
JAN	454,784	14,670
FEB	399,510	14,268
MAR	416,166	13,425
APR	421,872	14,062
MAY	328,372	10,593
JUN	445,808	14,860
JUL	351,560	11,341
AUG	422,620	13,633
SEPT	344,828	11,494
OCT	343,332	11,075
NOV	451,792	15,060
DEC	376,992	12,161
<b>TOTAL</b>		<b>4,757,636</b>

**COMMENTS:**

Other = franchise fee



**C A V MEDICAL CENTER (2009)**  
**PERMIT NUMBER - 20120801113**  
**COMPLIANCE STATUS - C**

**NONCOMPLIANCE INCIDENTS:**

**CHARGES ASSESSED:**

<b>MONTH</b>	<b>REGUALR</b>	<b>SURCHARGE</b>	<b>PENALTY</b>	<b>OTHER</b>	<b>TOTAL</b>
JAN	\$29,668.80			\$2,047.15	\$31,715.95
FEB	\$27,194.40			\$1,876.41	\$29,070.81
MAR	\$32,246.40			\$2,225.00	\$34,471.40
APR	\$31,216.80			\$2,153.96	\$33,370.76
MAY	\$36,247.20			\$2,501.06	\$38,748.26
JUN	\$33,199.20			\$2,290.75	\$35,489.95
JUL	\$35,112.00			\$2,422.73	\$37,534.73
AUG	\$31,867.20			\$2,198.83	\$34,066.03
SEPT	\$33,144.00			\$2,286.94	\$35,430.94
OCT	\$35,541.90			\$2,452.39	\$37,994.29
NOV	\$19,367.25			\$1,336.34	\$20,703.59
DEC	\$21,356.25			\$1,473.58	\$22,829.83
<b>TOTAL</b>	<b>\$366,161.40</b>	<b>\$0.00</b>	<b>\$0.00</b>	<b>\$25,265.14</b>	<b>\$391,426.54</b>

**INSPECTIONS:**

SAMPLING:	250
NON-SAMPLING	<u>1</u>
<b>TOTAL</b>	<b>251</b>

**FLOWS:**

<b>MONTH</b>	<b>GALLONS</b>	<b>DAILY AVERAGE</b>
JAN	4,733,080	152,680
FEB	4,411,180	157,542
MAR	5,436,130	175,359
APR	5,704,490	190,150
MAY	6,684,100	215,616
JUN	6,067,350	202,245
JUL	6,699,640	216,117
AUG	6,219,570	200,631
SEPT	5,962,290	198,743
OCT	7,000,760	225,831
NOV	5,471,380	182,379
DEC	<u>6,264,000</u>	<u>202,065</u>

**TOTAL** 70,653,970

**COMMENTS:**

Other = franchise fee



**CHICOPEE INC (2009)**  
**PERMIT NUMBER - 2012080114**  
**COMPLIANCE STATUS - C**

**NON-COMPLIANCE INCIDENTS:**

**CHARGES ASSESSED:**

<b>MONTH</b>	<b>REGUALR</b>	<b>SURCHARGE</b>	<b>PENALTY</b>	<b>OTHER</b>	<b>TOTAL</b>
JAN	\$14,764.80			\$1,018.77	\$15,783.57
FEB	\$9,676.80			\$667.70	\$10,344.50
MAR	\$23,654.40			\$1,632.15	\$25,286.55
APR	\$15,506.40			\$1,069.94	\$16,576.34
MAY	\$20,863.20			\$1,439.56	\$22,302.76
JUN	\$11,774.40			\$812.43	\$12,586.83
JUL	\$26,112.00			\$1,801.73	\$27,913.73
AUG	\$15,540.00			\$1,072.26	\$16,612.26
SEPT	\$12,693.60			\$875.86	\$13,569.46
OCT	\$9,534.45			\$657.88	\$10,192.33
NOV	\$153.00			\$10.56	\$163.56
DEC	\$165.75			\$11.44	\$177.19
<b>TOTAL</b>	<b>\$160,438.80</b>	<b>\$0.00</b>	<b>\$0.00</b>	<b>\$11,070.28</b>	<b>\$171,509.08</b>

**INSPECTIONS:**

SAMPLING:	250
NON-SAMPLING	<u>1</u>
<b>TOTAL</b>	<b>251</b>

**FLOWS:**

<b>MONTH</b>	<b>GALLONS</b>	<b>DAILY AVERAGE</b>
JAN	4,601,546	148,437
FEB	3,015,847	107,709
MAR	7,371,772	237,799
APR	4,832,768	161,092
MAY	6,501,810	209,736
JUN	3,669,344	122,311
JULY	8,138,038	262,517
AUG	4,842,672	156,215
SEPT	3,956,067	131,869
OCT	2,796,316	90,204
NOV	44,416	1,481
DEC	48,160	1,554
<b>TOTAL</b>		<b>49,818,756</b>

**COMMENTS:**

Other = franchise fee



**J B HUNT TRANSPORTATION (2009)**  
**PERMIT NUMBER - 2012080115**  
**COMPLIANCE STATUS - NC**

**NON-COMPLIANCE INCIDENTS:**

November pH below limits (2)

**CHARGES ASSESSED:**

MONTH	REGULAR	SURCHARGE	PENALTY	OTHER	TOTAL
JAN	\$1,046.40			\$72.20	\$1,118.60
FEB	\$1,029.60			\$71.04	\$1,100.64
MAR	\$981.60			\$67.73	\$1,049.33
APR	\$988.80			\$68.23	\$1,057.03
MAY	\$967.20			\$66.74	\$1,033.94
JUN	\$1,202.40			\$82.97	\$1,285.37
JUL	\$1,051.20			\$72.53	\$1,123.73
AUG	\$1,012.80			\$69.88	\$1,082.68
SEPT	\$804.00			\$55.48	\$859.48
OCT	\$1,042.95			\$71.96	\$1,114.91
NOV	\$816.00		\$50.22	\$56.30	\$922.52
DEC	\$481.95			\$33.25	\$515.20
<b>TOTAL</b>	<b>\$11,424.90</b>	<b>\$0.00</b>	<b>\$50.22</b>	<b>\$788.31</b>	<b>\$12,263.43</b>

**INSPECTIONS:**

SAMPLING:	250
NON-SAMPLING	<u>1</u>
TOTAL	251

**FLOWS:**

MONTH	GALLONS	DAILY AVERAGE
JAN	326,128	10,520
FEB	320,892	11,460
MAR	305,932	9,869
APR	308,176	10,273
MAY	301,444	9,724
JUN	374,748	12,492
JUL	327,624	10,569
AUG	315,656	10,182
SEPT	250,580	8,353
OCT	305,932	9,869
NOV	239,360	7,979
DEC	141,372	4,560
<b>TOTAL</b>		<b>3,517,844</b>

**COMMENTS:**

Other = franchise fee





**J M PRODUCTS (2009)**  
**PERMIT NUMBER - 2012080116**  
**COMPLIANCE STATUS - NC**

**NON-COMPLIANCE INCIDENTS:**

November BOD above limits  
 November FOG above limits

**CHARGES ASSESSED:**

<b>MONTH</b>	<b>REGULAR</b>	<b>SURCHARGE</b>	<b>PENALTY</b>	<b>OTHER</b>	<b>TOTAL</b>
JAN	\$331.20			\$22.85	\$354.05
FEB	\$247.20			\$17.06	\$264.26
MAR	\$266.40			\$18.38	\$284.78
APR	\$237.60			\$16.39	\$253.99
MAY	\$247.20			\$17.06	\$264.26
JUN	\$336.00			\$23.18	\$359.18
JUL	\$331.20			\$22.85	\$354.05
AUG	\$357.60			\$24.67	\$382.27
SEPT	\$372.00			\$25.67	\$397.67
OCT	\$224.40			\$15.48	\$239.88
NOV	\$68.86	\$172.61	\$1,061.54	\$4.75	\$1,307.76
DEC					\$0.00
<b>TOTAL</b>	<b>\$3,019.66</b>	<b>\$172.61</b>	<b>\$1,061.54</b>	<b>\$208.34</b>	<b>\$4,462.15</b>

**INSPECTIONS:**

SAMPLING:	228
NON-SAMPLING	<u>1</u>
TOTAL	229

**FLOWS:**

<b>MONTH</b>	<b>GALLONS</b>	<b>DAILY AVERAGE</b>
JAN	103,224	3,330
FEB	77,044	2,752
MAR	83,028	2,678
APR	74,052	2,468
MAY	77,044	2,485
JUN	104,720	3,491
JUL	103,224	3,330
AUG	111,452	3,595
SEPT	115,940	3,865
OCT	65,824	2,123
NOV	20,000	667
DEC		0
<b>TOTAL</b>	<b>935,552</b>	

**COMMENTS:**

Other = franchise fee  
 JM Products sold/closed 11/13/09. Discharge permit cancelled.



**KOPPERS INDUSTRIES (2009)**  
**PERMIT NUMBER - 2012080117**  
**COMPLIANCE STATUS - NC**

**NON-COMPLIANCE INCIDENTS:**

September Failure to submit BOD results

**CHARGES ASSESSED:**

MONTH	REGULAR	SURCHARGE	PENALTY	OTHER	TOTAL
JAN	\$2,292.00			\$158.15	\$2,450.15
FEB	\$2,373.60			\$163.78	\$2,537.38
MAR	\$2,762.40			\$190.61	\$2,953.01
APR	\$2,992.80	\$65.83		\$206.50	\$3,265.13
MAY	\$3,818.40			\$263.47	\$4,081.87
JUN	\$3,412.80			\$235.48	\$3,648.28
JUL	\$2,697.60			\$186.13	\$2,883.73
AUG	\$3,170.40			\$218.76	\$3,389.16
SEPT	\$2,757.60			\$190.27	\$2,947.87
OCT	\$3,893.85			\$268.68	\$4,162.53
NOV	\$3,751.05			\$258.82	\$4,009.87
DEC	\$4,138.65			\$285.57	\$4,424.22
<b>TOTAL</b>	<b>\$38,061.15</b>	<b>\$65.83</b>	<b>\$0.00</b>	<b>\$2,626.22</b>	<b>\$40,753.20</b>

**INSPECTIONS:**

SAMPLING:	250
NON-SAMPLING	<u>1</u>
TOTAL	251

**FLOWS:**

MONTH	GALLONS	DAILY AVERAGE
JAN	713,952	23,031
FEB	739,624	26,415
MAR	860,984	27,774
APR	932,200	31,073
MAY	1,189,936	38,385
JUN	1,063,200	35,440
JUL	840,248	27,105
AUG	987,568	31,857
SEPT	859,112	28,637
OCT	1,141,624	36,827
NOV	1,100,016	36,667
DEC	1,213,992	39,161
<b>TOTAL</b>		<b>11,642,456</b>

**COMMENTS:**

Other = franchise fee



**L'OREAL (2009)**  
**PERMIT NUMBER - 2012080118**  
**COMPLIANCE STATUS - NC**

**NON-COMPLIANCE INCIDENTS**

January TSS over permit limits  
 December TSS over permit limits

**CHARGES ASSESSED:**

<b>MONTH</b>	<b>REGULAR</b>	<b>SURCHARGE</b>	<b>PENALTY</b>	<b>OTHER</b>	<b>TOTAL</b>
JAN	\$2,433.60	\$3,928.28		\$167.92	\$6,529.80
FEB	\$2,625.60	\$3,421.06		\$181.17	\$6,227.83
MAR	\$3,043.20	\$2,420.38		\$209.98	\$5,673.56
APR	\$3,652.80	\$4,138.15		\$252.04	\$8,042.99
MAY	\$4,560.00	\$5,115.87		\$314.64	\$9,990.51
JUN	\$3,967.20	\$187.93		\$273.74	\$4,428.87
JUL	\$4,152.00	\$3,126.72		\$286.49	\$7,565.21
AUG	\$3,948.00	\$2,540.13		\$272.41	\$6,760.54
SEPT	\$3,307.20	\$2,393.03		\$228.20	\$5,928.43
OCT	\$4,243.20	\$5,008.00		\$292.78	\$9,543.98
NOV	\$3,562.35	\$2,105.74		\$245.80	\$5,913.89
DEC	\$3,807.15	\$6,018.81		\$262.69	\$10,088.65
<b>TOTAL</b>	<b>\$43,302.30</b>	<b>\$40,404.10</b>	<b>\$0.00</b>	<b>\$2,987.86</b>	<b>\$86,694.26</b>

**INSPECTIONS:**

SAMPLING:	250
NON-SAMPLING	<u>1</u>
<b>TOTAL</b>	<b>251</b>

**FLOWS:**

<b>MONTH</b>	<b>GALLONS</b>	<b>DAILY AVERAGE</b>
JAN	757,960	24,450
FEB	817,942	29,212
MAR	947,942	30,579
APR	1,138,368	37,946
MAY	1,420,856	45,834
JUN	1,236,424	41,214
JUL	1,293,537	41,727
AUG	1,230,225	39,685
SEPT	1,030,586	34,353
OCT	1,244,568	40,147
NOV	1,044,319	34,811
DEC	1,116,096	36,003
<b>TOTAL</b>		<b>13,278,823</b>

**COMMENTS:**

Other = franchise fee



**MAVERICK TRUCKING (2009)**  
**PERMIT NUMBER - 2012080119**  
**COMPLIANCE STATUS - NC**

**NON-COMPLIANCE INCIDENTS:**

April        pH below limits (self-monitoring)  
 May         pH above limits  
 June        pH below limits  
 October    pH above limits  
 October    pH above limits (self-monitoring)

**CHARGES ASSESSED:**

<b>MONTH</b>	<b>REGULAR</b>	<b>SURCHARGE</b>	<b>PENALTY</b>	<b>OTHER</b>	<b>TOTAL</b>
JAN	\$288.00			\$19.87	\$307.87
FEB	\$895.20			\$61.77	\$956.97
MAR	\$844.80			\$58.29	\$903.09
APR	\$796.80	\$3.73	\$21.00	\$54.98	\$876.51
MAY	\$674.40		\$19.25	\$46.53	\$740.18
JUN	\$796.80		\$26.25	\$54.98	\$878.03
JUL	\$535.20			\$36.93	\$572.13
AUG	\$552.00			\$38.09	\$590.09
SEPT	\$585.60			\$40.41	\$626.01
OCT	\$754.80		\$50.22	\$52.08	\$857.10
NOV	\$566.10			\$39.06	\$605.16
DEC	\$481.95			\$33.25	\$515.20
<b>TOTAL</b>	<b>\$7,771.65</b>	<b>\$3.73</b>	<b>\$116.72</b>	<b>\$536.24</b>	<b>\$8,428.34</b>

**INSPECTIONS:**

SAMPLING:	250
NON-SAMPLING	<u>1</u>
<b>TOTAL</b>	<b>251</b>

**FLOWS:**

<b>MONTH</b>	<b>GALLONS</b>	<b>DAILY AVERAGE</b>
JAN	89,760	2,895
FEB	279,004	9,964
MAR	263,056	8,486
APR	248,336	8,278
MAY	210,188	6,780
JUN	248,336	8,278
JUL	166,804	5,381
AUG	172,040	5,550
SEPT	182,512	6,084
OCT	221,408	7,142
NOV	166,056	5,535
DEC	141,372	4,560
<b>TOTAL</b>		<b>2,388,872</b>

**COMMENTS:**

Other = franchise fee





**OAKLEY (2009)**  
**PERMIT NUMBER - 2012080120**  
**COMPLIANCE STATUS - NC**

**NON-COMPLIANCE INCIDENTS:**

February pH below limits (self-monitoring)  
 September TSS over limits ✓

**CHARGES ASSESSED:**

MONTH	REGULAR	SURCHARGE	PENALTY	OTHER	TOTAL
JAN	\$676.80	\$12.35		\$46.70	\$735.85
FEB	\$727.20	\$352.09	\$22.75	\$50.18	\$1,152.22
MAR	\$746.40	\$39.12		\$51.50	\$837.02
APR	\$787.20			\$54.32	\$841.52
MAY	\$696.00	\$49.51		\$48.02	\$793.53
JUN	\$727.20	\$34.03		\$50.18	\$811.41
JUL	\$616.80	\$164.35		\$42.56	\$823.71
AUG	\$698.40			\$48.19	\$746.59
SEPT	\$633.60	\$775.08	\$74.13	\$43.72	\$1,526.53
OCT	\$734.40	\$20.49		\$50.67	\$805.56
NOV	\$655.35			\$45.22	\$700.57
DEC	\$606.90			\$41.88	\$648.78
<b>TOTAL</b>	<b>\$8,306.25</b>	<b>\$1,447.02</b>	<b>\$96.88</b>	<b>\$573.14</b>	<b>\$10,423.29</b>

**INSPECTIONS:**

SAMPLING:	250
NON-SAMPLING	1
<b>TOTAL</b>	<b>251</b>

**FLOWS:**

MONTH	GALLONS	DAILY AVERAGE
JAN	210,936	6,804
FEB	226,644	8,094
MAR	232,628	7,504
APR	245,344	8,178
MAY	216,920	6,997
JUN	226,644	7,555
JUL	192,236	6,201
AUG	217,668	7,022
SEPT	197,472	6,582
OCT	215,424	6,949
NOV	192,236	6,408
DEC	178,024	5,743
<b>TOTAL</b>		<b>2,552,176</b>

**COMMENTS:**

Other = franchise fee



**ST. VINCENT NORTH (2009)**  
**PERMIT NUMBER - 2012080121**  
**COMPLIANCE STATUS - C**

**NON-COMPLIANCE INCIDENTS:**

**CHARGES ASSESSED:**

<b>MONTH</b>	<b>REGULAR</b>	<b>SURCHARGE</b>	<b>PENALTY</b>	<b>OTHER</b>	<b>TOTAL</b>
JAN	\$5,011.20				\$5,011.20
FEB	\$4,980.00				\$4,980.00
MAR	\$5,827.20				\$5,827.20
APR	\$5,824.80				\$5,824.80
MAY	\$6,105.60				\$6,105.60
JUN	\$6,098.40				\$6,098.40
JUL	\$6,175.20				\$6,175.20
AUG	\$6,340.80				\$6,340.80
SEPT	\$6,528.00				\$6,528.00
OCT	\$6,594.30				\$6,594.30
NOV	\$6,568.80				\$6,568.80
DEC	\$6,002.70				\$6,002.70
<b>TOTAL</b>	<b>\$72,057.00</b>	<b>\$0.00</b>	<b>\$0.00</b>	<b>\$0.00</b>	<b>\$72,057.00</b>

**INSPECTIONS:**

SAMPLING:	250
NON-SAMPLING	<u>1</u>
<b>TOTAL</b>	<b>251</b>

**FLOWS:**

<b>MONTH</b>	<b>GALLONS</b>	<b>DAILY AVERAGE</b>
JAN	1,561,824	50,381
FEB	1,552,100	55,432
MAR	1,816,144	58,585
APR	1,815,396	60,513
MAY	1,902,912	61,384
JUN	1,900,668	63,356
JUL	1,924,604	62,084
AUG	1,976,216	63,749
SEPT	2,034,560	67,819
OCT	1,934,328	62,398
NOV	1,926,848	64,228
DEC	1,760,792	56,800
<b>TOTAL</b>	<b>22,106,392</b>	

**COMMENTS:**



**TRUCK-O-MAT (2009)**  
**PERMIT NUMBER - 2012080122**  
**COMPLIANCE STATUS - C**

**NON-COMPLIANCE INCIDENTS:**

**CHARGES ASSESSED:**

<b>MONTH</b>	<b>REGULAR</b>	<b>SURCHARGE</b>	<b>PENALTY</b>	<b>OTHER</b>	<b>TOTAL</b>
JAN	\$1,039.20			\$71.70	\$1,110.90
FEB	\$919.20			\$63.42	\$982.62
MAR	\$631.20			\$43.55	\$674.75
APR	\$614.40			\$42.39	\$656.79
MAY	\$614.40			\$42.39	\$656.79
JUN	\$756.00			\$52.16	\$808.16
JUL	\$520.80			\$35.94	\$556.74
AUG	\$696.00			\$48.02	\$744.02
SEPT	\$549.60			\$37.92	\$587.52
OCT	\$688.50			\$47.51	\$736.01
NOV	\$872.10			\$60.17	\$932.27
DEC	\$701.25			\$48.39	\$749.64
<b>TOTAL</b>	<b>\$8,602.65</b>	<b>\$0.00</b>	<b>\$0.00</b>	<b>\$593.56</b>	<b>\$9,196.21</b>

**INSPECTIONS:**

SAMPLING:	250
NON-SAMPLING	<u>1</u>
<b>TOTAL</b>	<b>251</b>

**FLOWS:**

<b>MONTH</b>	<b>GALLONS</b>	<b>DAILY AVERAGE</b>
JAN	323,300	10,429
FEB	286,400	10,229
MAR	196,100	6,326
APR	190,900	6,363
MAY	191,200	6,168
JUN	235,300	7,843
JUL	162,200	5,232
AUG	216,900	6,997
SEPT	171,000	5,700
OCT	201,700	6,506
NOV	255,200	8,507
DEC	205,300	6,623
<b>TOTAL</b>		<b>2,635,500</b>

**COMMENTS:**

Other = franchise fee



**TYSON FOODS (2009)**  
**PERMIT NUMBER - 2012080123**  
**COMPLIANCE STATUS - C**

**NON-COMPLIANCE INCIDENTS:**

**CHARGES ASSESSED:**

	<b>REGUALR</b>	<b>SURCHARGE</b>	<b>PENALTY</b>	<b>OTHER</b>	<b>TOTAL</b>
JAN	\$9,136.80			\$630.44	\$9,767.24
FEB	\$8,304.00			\$572.98	\$8,876.98
MAR	\$10,096.80	\$18.90		\$696.68	\$10,812.38
APR	\$8,618.40			\$594.67	\$9,213.07
MAY	\$10,418.40			\$718.87	\$11,137.27
JUN	\$11,546.40	\$2,025.79		\$796.70	\$14,368.89
JUL	\$11,839.20	\$5,295.11		\$816.90	\$17,951.21
AUG	\$10,826.40			\$747.02	\$11,573.42
SEPT	\$9,405.60			\$648.99	\$10,054.59
OCT	\$11,684.10			\$806.20	\$12,490.30
NOV	\$10,146.45	\$306.64		\$700.11	\$11,153.20
DEC	\$11,010.90			\$759.75	\$11,770.65
<b>TOTAL</b>	<b>\$123,033.45</b>	<b>\$7,646.44</b>	<b>\$0.00</b>	<b>\$8,489.31</b>	<b>\$139,169.20</b>

**INSPECTIONS:**

SAMPLING:	250
NON-SAMPLING	1
<b>TOTAL</b>	<b>251</b>

**FLOWS:**

<b>MONTH</b>	<b>GALLONS</b>	<b>DAILY AVERAGE</b>
JAN	2,847,270	91,847
FEB	2,588,071	92,431
MAR	3,146,555	101,502
APR	2,685,773	89,526
MAY	3,246,501	104,726
JUN	3,598,230	119,941
JUL	3,689,490	119,016
AUG	3,373,643	108,827
SEPT	2,931,285	97,710
OCT	3,427,156	110,553
NOV	2,976,231	99,208
DEC	3,229,652	104,182
<b>TOTAL</b>		<b>37,739,857</b>

**COMMENTS:**

Other = franchsie fee





**UNION PACIFIC RAILROAD - PIKE AVENUE (2009)**  
**PERMIT NUMBER - 2012080124**  
**COMPLIANCE STATUS - NC**

**NON-COMPLIANCE INCIDENTS:**

March      FOG above permit limits

**CHARGES ASSESSED:**

<b>MONTH</b>	<b>REGUALR</b>	<b>SURCHARGE</b>	<b>PENALTY</b>	<b>OTHER</b>	<b>TOTAL</b>
JAN	\$6,753.60			\$466.00	\$7,219.60
FEB	\$7,538.40			\$520.15	\$8,058.55
MAR	\$6,700.80	\$783.99	\$3,527.97	\$462.36	\$11,475.12
APR	\$10,418.40			\$718.87	\$11,137.27
MAY	\$16,576.80			\$1,143.80	\$17,720.60
JUN	\$4,737.60			\$326.89	\$5,064.49
JUL	\$11,112.00			\$766.73	\$11,878.73
AUG	\$7,600.80			\$524.46	\$8,125.26
SEPT	\$9,700.80			\$669.36	\$10,370.16
OCT	\$19,211.70			\$1,325.61	\$20,537.31
NOV	\$9,325.35			\$643.45	\$9,968.80
DEC	\$12,999.90			\$896.99	\$13,896.89
<b>TOTAL</b>	<b>\$122,676.15</b>	<b>\$783.99</b>	<b>\$3,527.97</b>	<b>\$8,464.67</b>	<b>\$135,452.78</b>

**INSPECTIONS:**

SAMPLING:	250
NON-SAMPLING	<u>1</u>
<b>TOTAL</b>	<b>251</b>

**FLOWS:**

<b>MONTH</b>	<b>GALLONS</b>	<b>DAILY AVERAGE</b>
JAN	2,104,600	67,890
FEB	2,349,220	83,901
MAR	2,087,780	67,348
APR	3,246,440	108,215
MAY	5,165,840	166,640
JUN	1,476,250	49,208
JUL	3,462,740	111,701
AUG	2,368,950	76,418
SEPT	3,023,400	100,780
OCT	5,634,990	181,774
NOV	2,735,390	91,180
DEC	3,813,210	123,007
<b>TOTAL</b>		<b>37,468,810</b>

**COMMENTS:**

Other = franchise fee



**UNION PACIFIC RAILROAD - 400 YARD (2009)**

**NONCOMPLIANCE INCIDENTS:**

January BOD over limits

**CHARGES ASSESSED:**

<b>MONTH</b>	<b>REGUALR</b>	<b>SURCHARGE</b>	<b>PENALTY</b>	<b>OTHER</b>	<b>TOTAL</b>
JAN	\$2,486.40	\$6,826.27	\$5,150.12	\$171.56	\$14,634.35
FEB	\$1,120.80	\$1,902.58		\$77.34	\$3,100.72
MAR	\$1,104.00	\$143.58		\$76.18	\$1,323.76
APR	\$854.40			\$58.95	\$913.35
MAY	\$1,125.60			\$77.67	\$1,203.27
JUN	\$1,346.40			\$92.90	\$1,439.30
JUL	\$1,209.60			\$83.46	\$1,293.06
AUG	\$1,212.00	\$188.38		\$83.63	\$1,484.01
SEPT	\$1,320.00	\$255.41		\$91.08	\$1,666.49
OCT	\$1,239.30			\$85.51	\$1,324.81
NOV	\$1,206.15	\$2,491.79		\$83.22	\$3,781.16
DEC	\$1,410.15	\$358.87		\$97.30	\$1,866.32
<b>TOTAL</b>	<b>\$15,634.80</b>	<b>\$12,166.88</b>	<b>\$5,150.12</b>	<b>\$1,078.80</b>	<b>\$34,030.60</b>

**INSPECTIONS:**

SAMPLING:	12
NON-SAMPLING	
<b>TOTAL</b>	<b>12</b>

**FLOWS:**

<b>MONTH</b>	<b>GALLONS</b>	<b>DAILY AVERAGE</b>
JAN	774,479	24,983
FEB	349,316	12,476
MAR	343,556	11,082
APR	265,989	8,866
MAY	350,513	11,307
JUN	419,104	13,970
JUL	376,543	12,147
AUG	377,516	12,178
SEPT	410,802	13,693
OCT	363,229	11,717
NOV	353,804	11,793
DEC	413,120	13,326

**TOTAL** 4,797,971

**COMMENTS:**

Other = franchise fee



North Little Rock Waste Water Utility  
(Permitted Significant Industrial User)  
Contact/Address List (Revised: 01/26/2010)

Arkansas Surgical Hospital

5201 Northshore Dr.

N.L.R., AR. 72118

Permit # 2012080110 Eff. 9-01-2008

SIC # 8062

Exp. 8-31-2012

**NAICS # 622110**

Carrie Helm, CEO (501) 748-8017

Joe Lancaster, Facilities Manager (501) 748-8093

Baptist Health Medical Center North

3333 Springhill Dr.

N.L.R., AR. 72117

Permit #2012080111 Eff. 9-01-2008

SIC # 8062

Exp. 8-31-2012

**NAICS # 622110**

Charles Mathis, System Director-Facilities Management (501)202-3010

Trisha Barker, Maintenance Department (501)202-3011

Blue Beacon

(3200 Hwy 391 N.L.R., AR. 72203)

P.O. Box 17923

N.L.R., AR. 72117

Permit #2012080112 Eff. 9-01-2008

SIC #7542

Exp. 8-31-2012

**NAICS # 811192**

Jim Brown, Operations Manager (501)945-7023

Blue Beacon (Billing)-(Environmental Compliance)

P.O. Box 856

Salina, KS. 67402-0856

Tina Dorf, Director Environmental Compliance (785)825-2221



Central Arkansas Veterans Healthcare Systems

Permit #2012080113  
SIC#8062 Eff. 9-01-2008  
Exp. 8-31-2012  
NAICS # 622110

Central Arkansas Veterans Healthcare Systems  
N.L.R. Division Safety Office (138/NLR)  
2200 Fort Roots Drive  
N.L.R., AR. 72114

R.J. Lipin, Chief Engineering Service (501)370-6622  
Juanita Terry, Environmental Officer (501)257-1130

Central Arkansas Veterans Healthcare Systems  
Engineering Services (138 / NLR)

Attn: Trish Walters  
2200 Fort Roots Drive  
N.L.R., AR. 72114

(Billing) Trish Walters 257-1150 Fax: 257-1144

Chicopee / PGI Nonwovens

1301 E 8<sup>th</sup> Street  
N.L.R., AR. 72115

Permit # 2012080114  
SIC # 2297, 2676 Eff. 9-01-2008  
Exp.8-31-2012  
NAICS # 313230

Adam Thomas, Plant Manager (501)399-2587  
Robby Tefteller, Reliability Manager (501)399-2566

J B Hunt Transportation

2901 Hwy 161 North.  
N.L.R., AR. 72117

Permit #2012080115 Eff. 9-01-2008  
SIC #4231 Exp. 8-31-2012  
NAICS # 48412, 811192

Jeff Taylor, Maintenance Director (501)945-8681  
Melisa Alvers (501)945-8682

Koppers Industries

Categorical Industry (CFR429- Timber Products Processing)

(2201 Edmonds Rd. N.L.R., AR. 72117)  
P.O. Box 15490  
Little Rock, AR. 72231

Permit #2012080117  
SIC #2491 Eff. 9-01-2008  
Exp. 8-31-2012  
NAICS # 321114

Scott Duncan (501)945-6424  
Brad Maxey, Plant Manager (501)945-4581





L'OREAL USA PRODUCTS, INC.

11500 Maybelline Rd.  
N.L.R., AR. 72117-1886

Permit #2012080118  
SIC #2844 Eff. 9-01-2008  
Exp. 8-31-2012

**NAICS # 325620**

Kay Mueller, Environmental Manager (501) 955-8590

Maverick

(13301 Valentine Rd. N.L.R., AR. 72117)  
P.O. Box 15428  
Little Rock, AR. 72231

Permit #2012080119  
SIC #4213 & 7542 Eff. 9-01-2008  
Exp. 8-31-2012

**NAICS # 484121, 811192**

Mike Jeffress, Vice President of Maintenance (501) 955-1600  
Heath Wilson, Service Director of Maintenance (501) 955-1606

Bruce Oakley Inc.

(3700 Lincoln Av., N.L.R., AR. 72114)  
P.O. Box 17880  
N.L.R. AR. 72117

Permit # 2012080120  
SIC # 4213 & 7542 Eff. 9-01-2008  
Exp. 8-31-2012

**NAICS # 484220, 811192**

Dennis Oakley, President (501) 945-0875  
Mac Holleman, Operations Manager (501) 945-0875

St. Vincent Medical Center -- North

(2215 Wildwood Av. Sherwood, AR. 72120)  
St. Vincent Infirmary Medical Center  
#2 St. Vincent Cr. L.R., AR. 72205

Permit # 2012080121 Eff. 9-01-2008  
SIC # 8062 Exp. 8-31-2012

**NAICS # 622110**

Kevin Johnson, Administrative Director Facilities & Engineering (501) 552-3936  
David Terry, Maintenance NLR (501) 813-5941 (cell)  
Jackie Brown, Maintenance LR (501) 552-3924

Truck-O-Mat

(11601 Kinard Rd. N.L.R., AR. 72117)  
P.O. Box 17742  
N.L.R., AR. 72117

Permit #2012080122  
SIC #7542 & 5541 Eff. 9-01-2008  
Exp. 8-31-2012

**NAICS # 811192**

Gary Cozad, Manager (501)945-2899



Tyson Foods  
3800 Progress Street  
N.L.R., AR. 72117

Permit #2012080123  
SIC #2015 Eff. 9-01-2008  
Exp. 8-31-2012  
**NAICS # 311615**

Mike Cook, Treatment Plant Mgr. (501)945-7131  
Richard Williams, Plant Manager (501)945-7131  
Pat Pollack, Environmental Mgr. (1-479-498-0442)

Union Pacific Railroad

Permit #2012080124  
SIC#4011 Eff. 9-01-2008  
Exp. 8-31-2012  
**NAICS # 482111**

Union Pacific Railroad	Union Pacific Railroad	Union Pacific Railroad
1000 W 4 <sup>th</sup>	1000 W 4 <sup>th</sup>	P.O.Box1611
N.L.R., AR. 72114	N.L.R., AR. 72114	Downtown Station
Tom Franklin(Jenks Shop)	John Stewart (cell 765-7456)	Omaha, NE. 68101
Shop Manager	Manager Environmental	....(Billing)....
(501)373-2066	(501)373-2304	
Treatment Plant Facility Address: 1101 West Broadway Av. N.L.R., AR.		
Hacth-Mott	(Un-Pac wwtp contractor. Pike Ave. Plant.)	(501)373-2323
300 Pike Ave.	Marty Waldrop, wwtp. Supervisor.	(501)373-2099
N.L.R., AR. 72114		



# Arkansas Democrat Gazette

RECEIVED

## STATEMENT OF LEGAL ADVERTISING

MAR 08 2010

NORTH LITTLE ROCK WASTE WATER UTILITY

NLR WASTEWATER UTILITY  
PO BOX 17898  
NORTH LITTLE ROCK 72117

REMIT TO:  
ARKANSAS DEMOCRAT-GAZETTE, INC  
P.O. BOX 2221  
LITTLE ROCK, AR 72203

ATTN: Beth Caipen

DATE : 03/05/10 INVOICE #: 2521836  
ACCT #: L826958 P.O. #: 100330

BILLING QUESTIONS CALL 378-3811

STATE OF ARKANSAS,  
COUNTY OF PULASKI, } ss.

### AD COPY


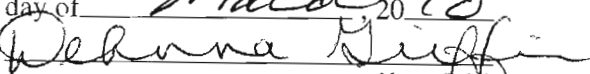
I, Elizabeth Myers do solemnly swear that I am the Legal Billing Clerk of the Arkansas Democrat - Gazette, a daily newspaper printed and published in said County, State of Arkansas; that I was so related to this publication at and during the publication of the annexed legal advertisement in the matter of:


public notice  
pending in the Court, in said County, and at the dates of the several publications of said advertisement stated below, and that during said periods and at said dates, said newspaper was printed and had a bona fide circulation in said County; that said newspaper had been regularly printed and published in said County, and had a bona fide circulation therein for the period of one month before the date of the first publication of said advertisement; and that said advertisement was published in the regular daily issues of said newspaper as stated below.

**PUBLIC NOTICE**  
As outlined in the Clean Water Act of 1977 (Public Law 95-217) and as required by National Pollutant Discharge Elimination System (NPDES) Permits AR0020303, AR0020320, AR0038288, Part III, Section 7(d), the following is a list of Significant Industrial Users who were classified as Significant Violators with applicable pre-treatment requirements as defined under the Industrial Pretreatment Program of the North Little Rock Waste Water Utility approved March 16, 1984 (Revised: July 1989, February 1996).  
There were no Significant Violators for the year 2009.  
602672961

DATE	DAY	LINAGE	RATE	DATE	DAY	LINAGE	RATE
03/05	Fri	25	1.25				

TOTAL COST ----- 31.25  
Billing Ad #: 60267296

  
Subscribed and sworn to me this 5  
day of March 2010  
  
Notary Public





# PPS Program Report

\* NPDES ID: AR20303

Permittee's Name North Little Rock

\* Report Received/Event Date: 3/17/10

Date 4/2/10

**Report Type**

- Biosolids Program Report
- CAFO Annual Report
- CSO Event Report
- Local Limits Report
- MS4 Program Report
- Pretreatment Performance Summary Report
- SSO Annual Report
- SSO Event Report
- SSO Monthly Event Report
- Storm Water Event Report

**Report Information**

\* Pretreatment Performance Summary Start Date: 1/1/09

**Significant Industrial Users (SIUs)**

- SIUs: 15
- SIUs Without Control Mechanism: 0
- SIUs Not Inspected: 0
- SIUs Not Sampled: 0
- SIUs in SNC with Pretreatment Standards: 0
- SIUs in SNC with Reporting Requirements: 0
- SIUs in SNC with Pretreatment Schedule: 0
- SIUs in SNC Published in Newspaper: 0
- SIUs Schedules: 0
- Violation Notices Issued to SIUs: 13
- Administrative Orders Issued to SIUs: 0
- Civil Suits Filed Against SIUs: 0
- Criminal Suits Filed Against SIUs: 0

**Categorical Industrial Users (CIUs)**

- CIUs: 1
- CIUs in SNC: 0

**Penalties**

Dollar Amount of Penalties Collected: \$ 10,376

Industrial Users (IUs) from which Penalties have been collected: 8

**Other Information**

SUO Reference: \_\_\_\_\_

SUO Date: \_\_\_\_\_

Annual Pretreatment Budget: \$ \_\_\_\_\_

Pass-Through/Interference Indicator:

Adherence to IU Schedule for Remedial Measures:  No

Timely Response to Violation of IU Schedule for Remedial Measures:

**Local Limits**

Date of Most Recent Technical Evaluation & or Local Limits: \_\_\_\_\_

Date of Most Recent Adoption of Technically Based Local Limits: \_\_\_\_\_

Local Limit Pollutants: \_\_\_\_\_

**Removal Credits**

Removal Credits Application Status:  Not Applicable

Date of Most Recent Removal Credits Approval: \_\_\_\_\_

Removal Credits: \_\_\_\_\_

**Acceptance of Waste**

Acceptance of Hazardous Waste:  No

Acceptance of Non-Hazardous Industrial Waste:  No

Acceptance of Hauled Domestic Wastes:  No

**Deficiencies**

Deficiencies Identified During IU File Review:  No

Control Mechanism Deficiencies:  No

Legal Authority Deficiencies:  No

Deficiencies in Data Management and Public Participation:  No

Deficiencies in Interpretation and Application of Pretreatment Standards:  No

Inadequacy of Sampling and Inspections:  No

Adequacy of Pretreatment Resources:  Yes

**Annual Frequency**

Annual Frequency of Influent Toxicant Sampling: \_\_\_\_\_

Annual Frequency of Effluent Toxicant Sampling: \_\_\_\_\_

Annual Frequency of Sludge Toxicant Sampling: \_\_\_\_\_

